

BUILD THE FUSELAGE BOX UPSIDE DOWN USING 1/16 SQ CROSS MEMBERS THAT CAN BE REMOVED LATER AFTER ADDING FORMERS.

FORMERS FROM HARD 1/32 SHEET

REMOVE AFTER ADDED TO FUSELAGE BOX

LONGERONS 1/16 SQ

VERTICAL STAB T.E. 1/8X1/16 Balsa STRIPS

RIBS 1/16X1/32

VERTICAL STAB SPAR 1/16" Balsa

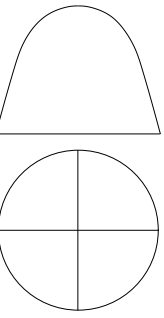
DEWOITINE 520

PSEUDO DIME SCALE 16" SPAN

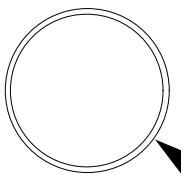
DRAWN BY TOM AKERY 22 JAN 2015

NOT FOR RESALE FREE TO S&T, HPA &

SFA MEMBERS



SPINNER FROM Balsa BLOCK HOLLOWED OUT



1/32 PLY RING

1/16 sheet make 2

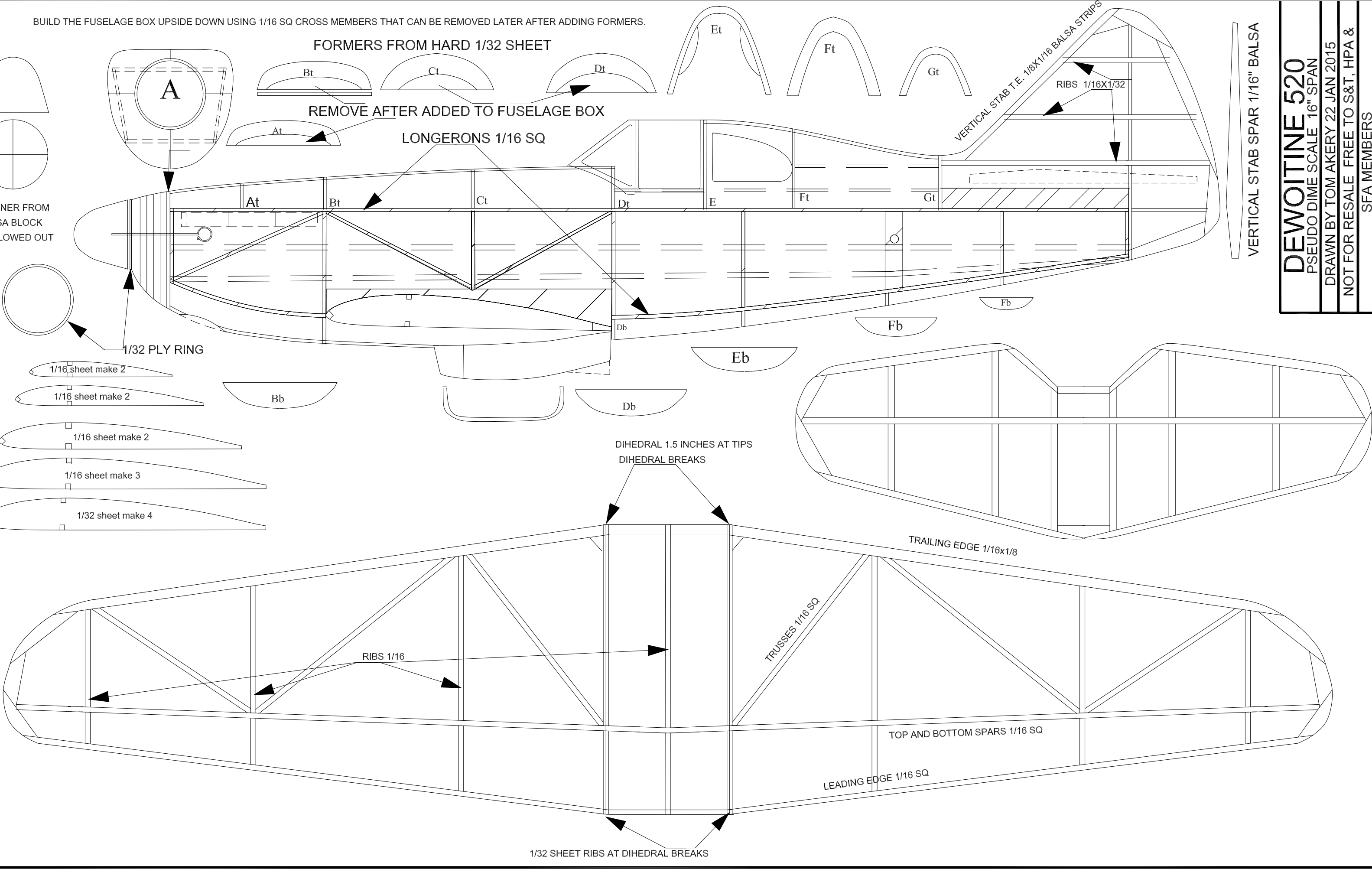
1/16 sheet make 2

1/16 sheet make 2

1/16 sheet make 3

1/32 sheet make 4

WING TIPS FROM 1/8X1/16 Balsa STRIPS



DIHEDRAL 1.5 INCHES AT TIPS
DIHEDRAL BREAKS

TRAILING EDGE 1/16x1/8

TRUSSES 1/16 SQ

TOP AND BOTTOM SPARS 1/16 SQ

LEADING EDGE 1/16 SQ

RIBS 1/16

1/32 SHEET RIBS AT DIHEDRAL BREAKS