

1/16" x 1/8" L.E.

DIHEDRAL BREAK

1 1/2" DIHEDRAL EACH TIP

1/16" SQ. SPARS

1/16" x 1/8" T.E.

LANDING GEAR PATTERN

WING RIBS 1/16" SHT

1/16" SHT FILL
TOP, SIDES, & BOTTOM

USE 7" PECK PROP

ALL STRIP 1/16" SQ.

COLOR SCHEME ON ORIGINAL
Black fuselage and fin. Yellow wing
and stabilizer

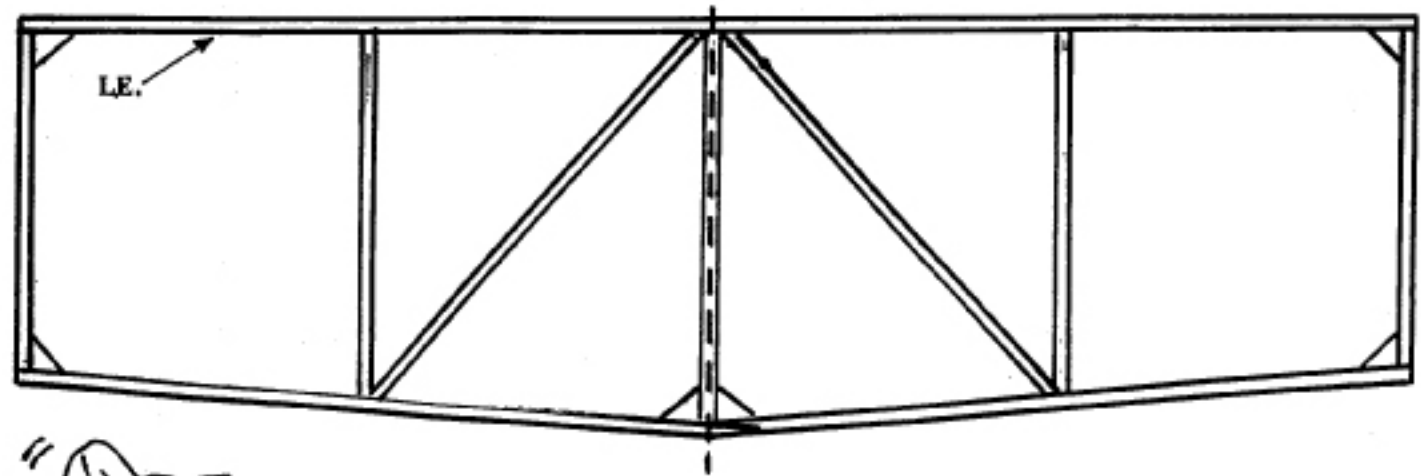
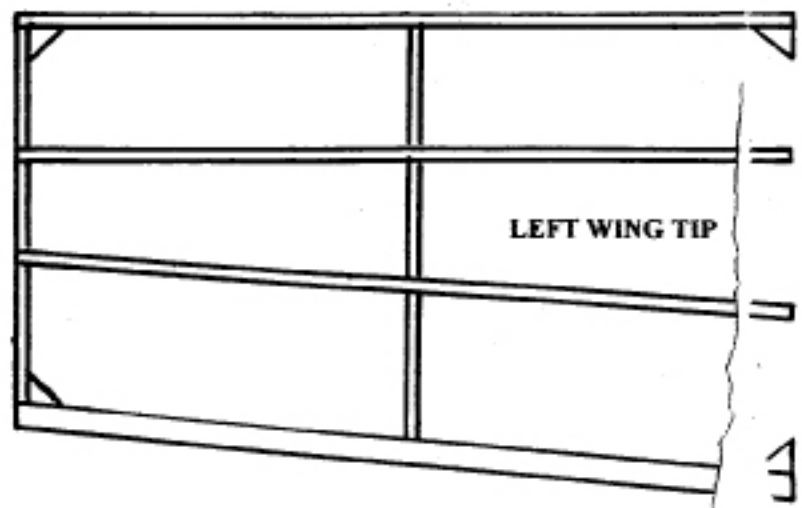
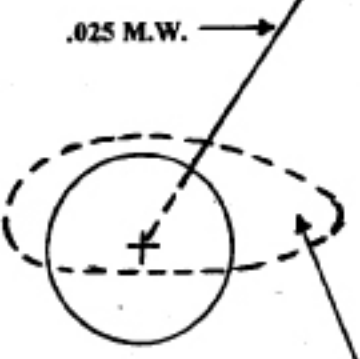
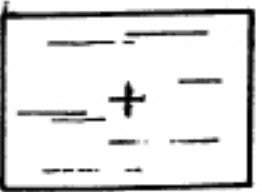
ALUMINUM TUBE
MOTOR PEG

SODA STRAW EXHAUST PIPES

LG MOUNT
2 LAMS 1/32" SHT

A BAY STATE SQUADRON PLAN

ALL GUSSETS 1/16" SHT



NOSE BLOCK & KEY
2 LAMS 1/8" SHT EACH

OPTIONAL WHEEL PANTS

LEFT WING TIP



HONEYBEE EMBRYO by Mike Nassise 2/94