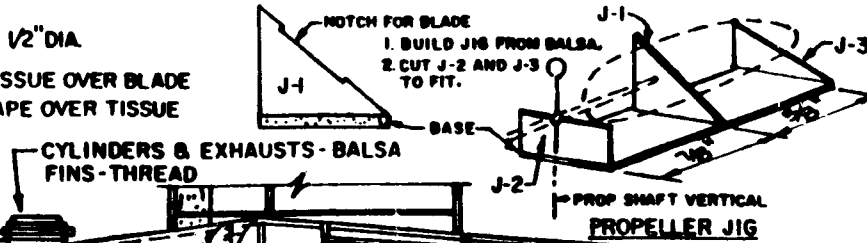


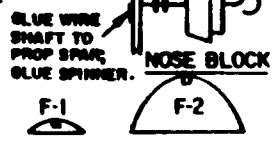
FORMING BLADE

1. SOAK BLADES IN HOT WATER.
2. TAPE BLADES TO CAN.
3. DRY IN SUN OR OVEN.
4. REMOVE BLADES.

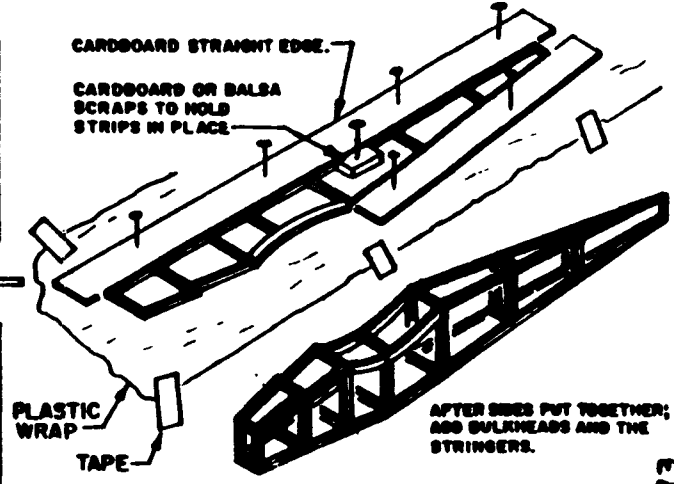
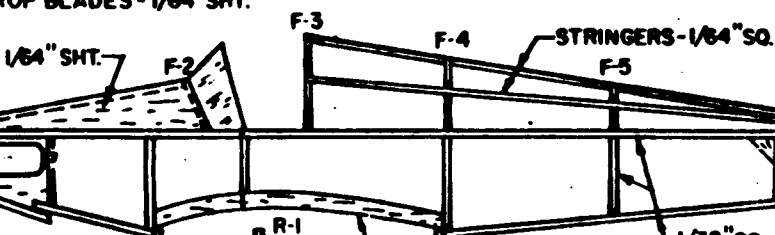


BUILDING PROPELLER

1. PROP SPAR - 1/16" SQ. SAND ROUND AND TAPER TO 1/64".
2. PLACE BLADE IN JIG
3. LIGHTLY GLUE PROP SPAR TO BLADE.



BULKHEADS - 1/32" SHT.

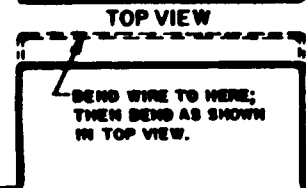


BUILDING FUSELAGE

STABILIZER & RUDDER 1/32" SQ.


DOC SUGGESTS AN 8" LOOP OF .030 TO .035 RUBBER PLANE SHOULD WEIGH ABOUT 26 PISTACHIOS NOT BE COVERED.

HANGAR PILOT



LANDING GEAR

.016 WIRE



WASH OUT TIPS 1/8"

ALL RIBS ARE 1/64" SHT. EXCEPT AS NOTED.

HOLD LEADING EDGE AND TRAILING EDGE IN PLACE SIMILAR TO FUSELAGE.

EDITOR: DR JOHN MARTIN, JR
2180 TIGER TAIL AVE MIAMI FLA. 33133

THANKS TO DON
MAKE FOR FULL
SIZE PISTACHIO
PLAN!

BABY JODEL
FRENCH HOME BUILT
8" WING SPAN
DESIGN BY DONALD F. BACE
DRAWN BY DONALD F. BACE