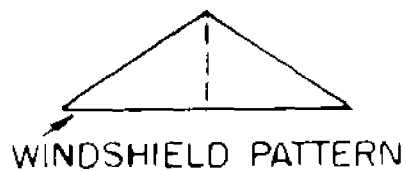


DIHEDR  
GAUGE  
1/16"  
SHEET

GUSSETS OF 1/16"




WINDSHIELD PATTERN

# BANDIDO

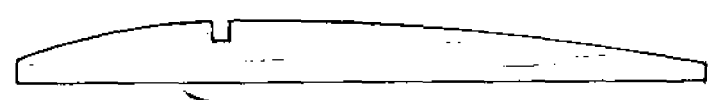
DESIGNED AND DRAWN BY LARRY KRUSE

NOSEBLOCK LAMINATED FROM  
7 PIECES OF MED. HARD 1/8"

TOP STRINGER OMITTED FOR CLARITY



TRAILING EDGE 3/32" X 1/4" (TAPERED)



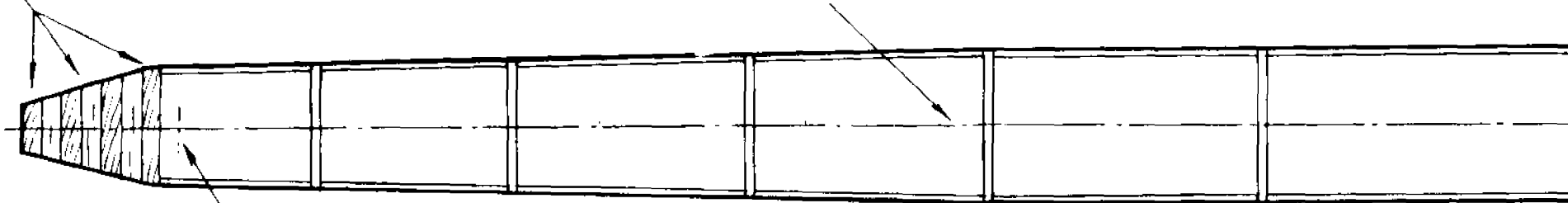
RIB PATTERN - MAKE 14

1/16" CAPSTRIP

KRUSE

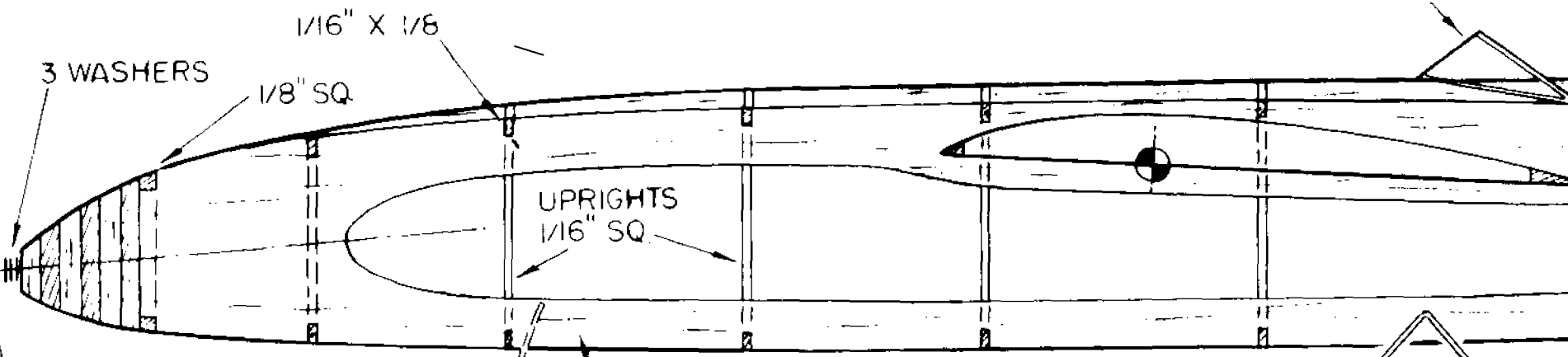
NOSEBLOCK LAMINATED FROM  
7 PIECES OF MED. HARD 1/8"

TOP STRINGER OMITTED FOR CLARITY



1/8" CROSS PIECE OMITTED FOR CLARITY

WINDSHIELD - LIGHT CELLULOID



3 WASHERS

1/16" X 1/8"

1/8" SQ.

UPRIGHTS  
1/16" SQ.

FUSELAGE SIDES OF 1/16" BALSA

LANDING GEAR OF 1/32" DIA  
MUSIC WIRE

USE KAYSUN 7" DIA PROP  
OR EQUIVALENT

1/16" X 1/8"

FUSELAGE  
SIDING

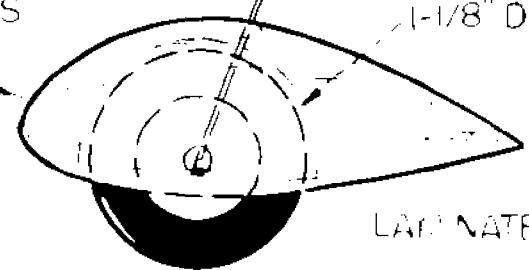
1/16" FILL

OPTIONAL WHEELPANTS  
2 LAMINATIONS  
OF 1/16"

1-1/8" DIA WHEELS

TYPICAL  
CROSS-SECTION

LANDING GEAR SUPPORTS  
MAKE 2 OF MED HARD  
1/16" BALSA



LAMINATE FROM 2 1/8" SHEET



RIB PATTERN - MAKE 14

1/16" CAPSTRIP

1/16" X 1/8" TOP STRINGER

1/16" OPTIONAL SPINE

GRAIN DIRECTION

1/16" C-GRAIN

1/16" SQ.

1/8" DIA. DOWEL OR ALUMINUM TUBING

1/16" CAPSTRIP

1/16" C-GRAIN

SUPPORTS  
D HARD

3" 4" 5" 6" 7" 8"

D.J.M

