Airspeed Horsa Glider

Original Drawing : R. V. Base
Aero Modeller Dec. 1943.

Testwood Towers Operational Research Ltd.
Hangar Twelve
White Waltham Aerodrome
Telephone : 903
Telegrams : TTOR

THE
LURKER INDUSTRIES
Aviation Company Ltd
Lechlade-on-Thames
Telephone : 550
Telegrams : LURKER AIR

100 mm

100 mm

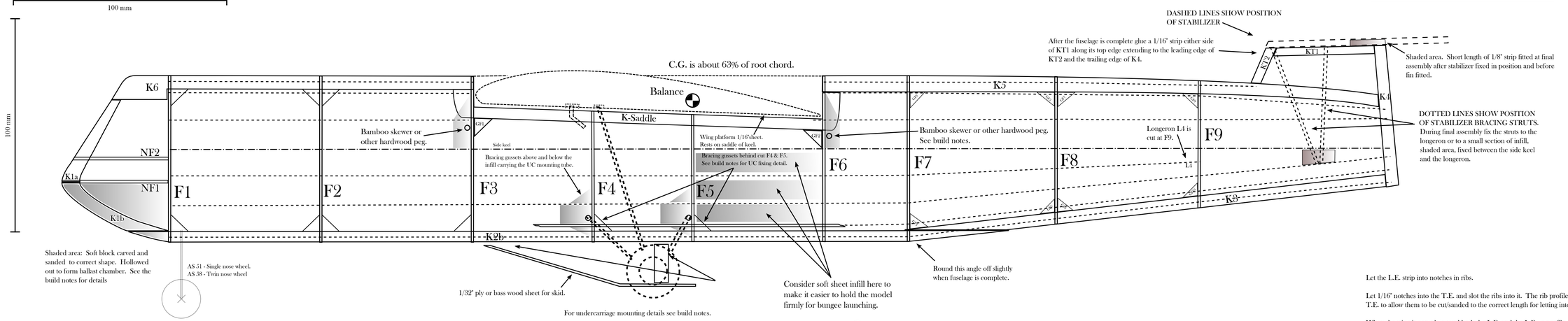

Let the L.E. strip into notches in ribs.

Let 1/16" notches into the T.E. and slot the ribs into it. The rib profiles given include the T.E. to allow them to be cut/sanded to the correct length for letting into the T.E

When the wing is complete sand both the L.E. and the L.E. to profile.

Washout: About 2 deg.
1/8" packing under T.E at points marked (W) gives 2 deg.

L.E. & main spar 1/8" hard strip.
Secondary spars 3/32" med. strip.
T.E. 1/8" x 1/2" med. strip.
Ribs 1/16" med. sheet
Wingtip 1/16" med. sheet
T0-T3 1/16" med. sheet.

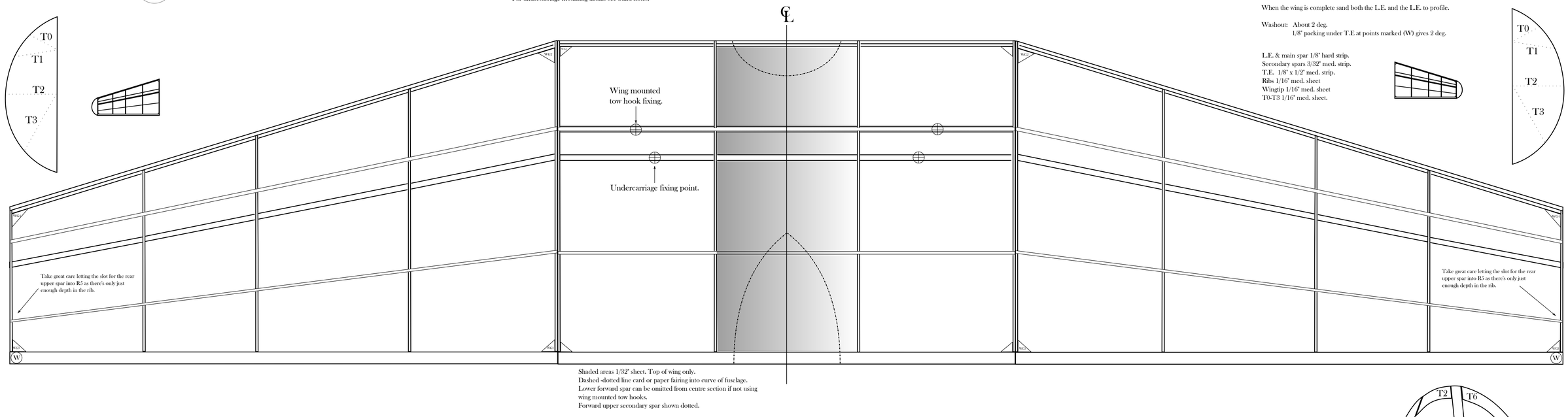

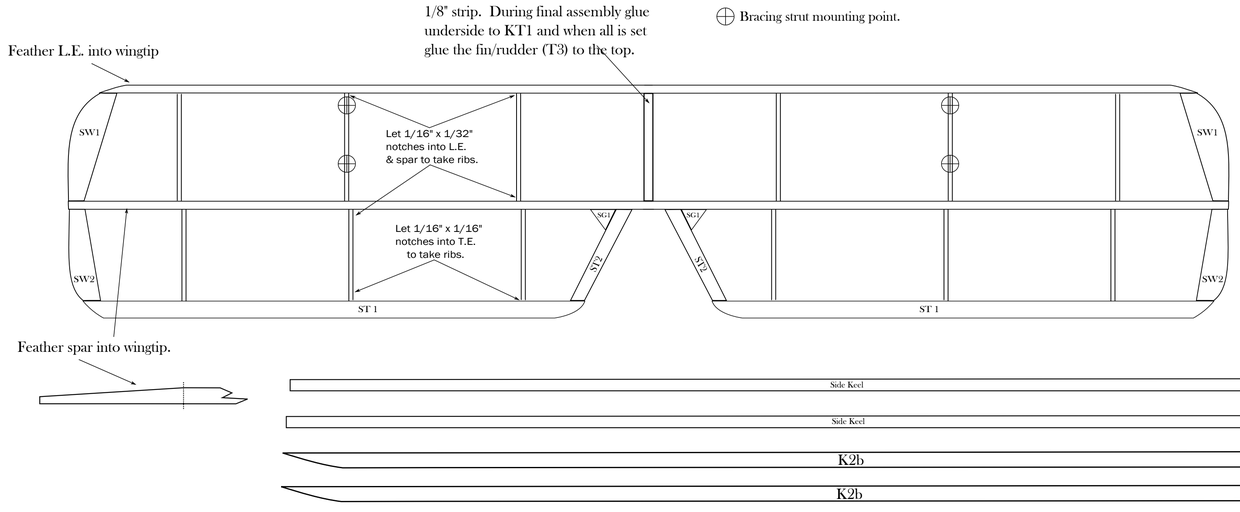

L.E & spar 1/8" med, strip.
T.E.1/8" x 1/4" light/soft strip.
Stab tips 1/16" med. sheet
Ribs 1/8" x 1/16" med. sheet.

Sand L.E. & T.E to profile when stabilizer is complete.

T1 to T9 medium/soft sheet.
Ribs medium/soft 1/16" strip.
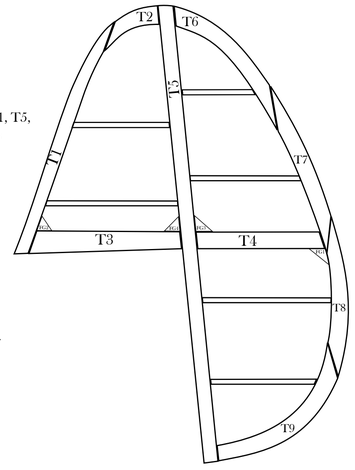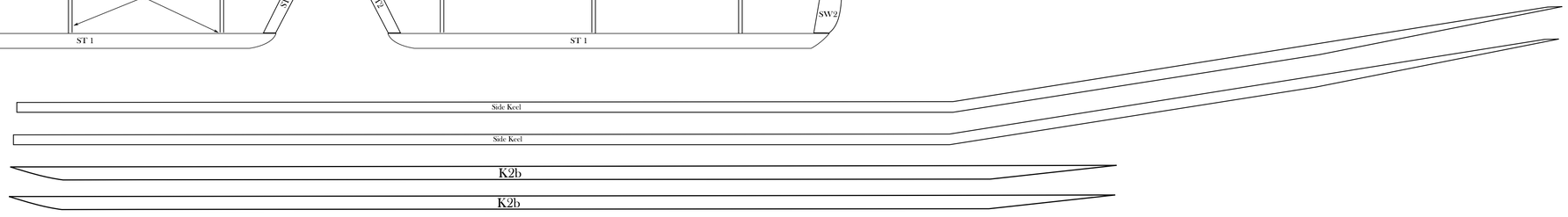
Let shallow 1/16" notches into T1, T5, T6, T7, T8 & T9 to take the ribs