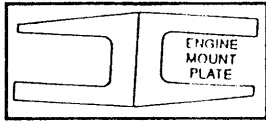
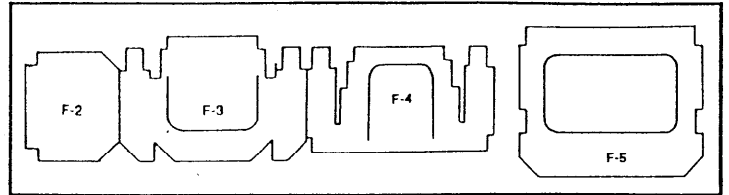


# CUTLASS 10

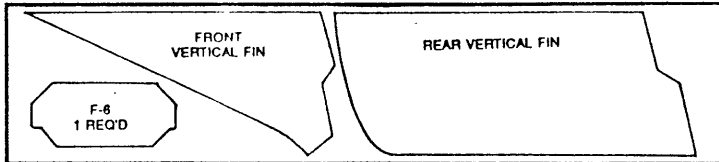
## DIE SHEET IDENTIFICATION



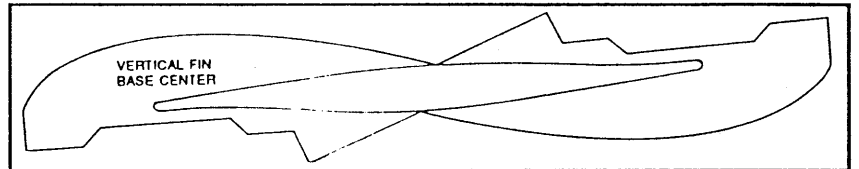
1/16" BIRCH PLYWOOD  
1 REQ'D



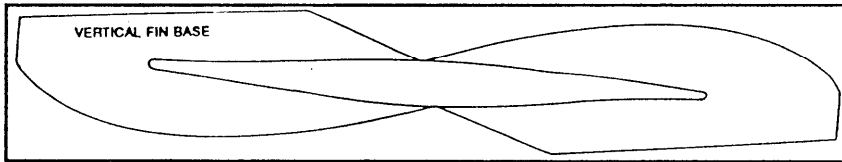
1/8" BALSÀ PLYWOOD 1 REQ'D



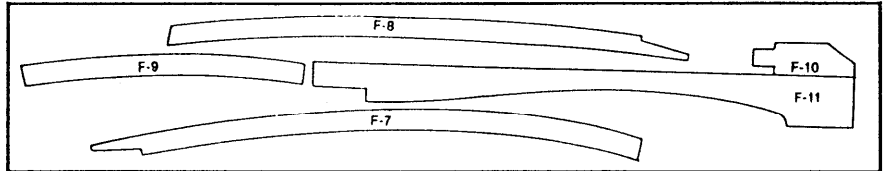
1/8" BALSÀ 2 REQ'D



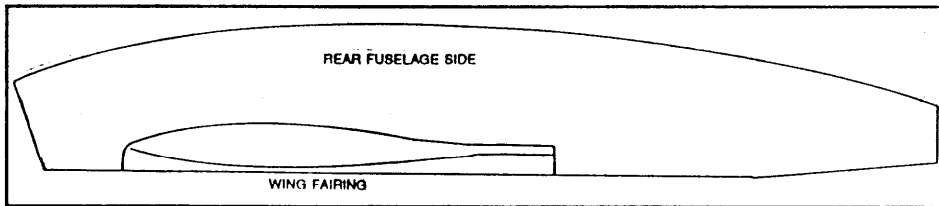
1/8" LITE PLY 1 REQ'D



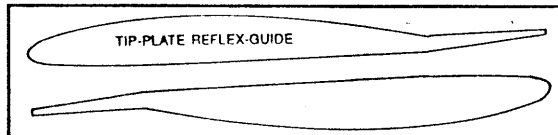
1/8" BALSÀ 2 REQ'D



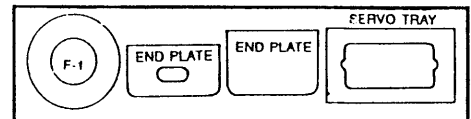
1/8" BALSÀ 2 REQ'D



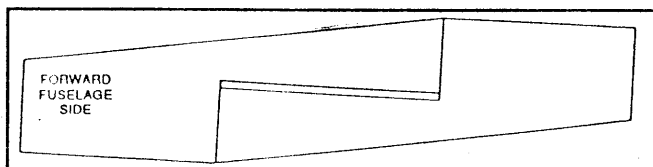
3/32" BALSÀ 2 REQ'D



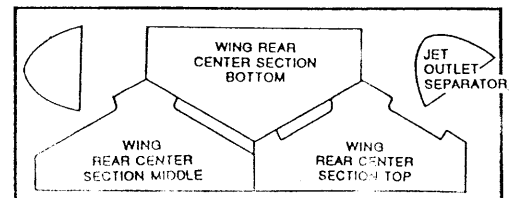
1/16" BIRCH PLYWOOD 1 REQ'D



1/16" BIRCH PLYWOOD 1 REQ'D



3/32" BALSÀ 1 REQ'D



3/32" BALSÀ 1 REQ'D