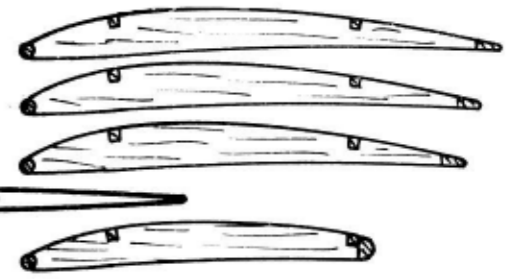


FORWARD OF  
COCKPIT, TOP DECKING  
IS DOUBLE  
COVERED

WING LEADING EDGE IS BIRCH DOWEL  
ALL OTHER PARTS, Balsa  
WIRE REAR MOTOR PEG



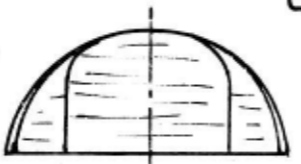
FILL BOTTOM  
TOP DECKING 1/32  
SHEET Balsa

WING RIB SECTIONS  
ROOT RIBS 1/16 THICK  
ALL OTHERS 1/32 THICK

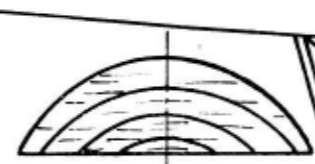
FILL  
BOTTOM WITH  
1/16 SHEET

PLASTIC  
PROPELLER

PLASTIC TUBE  
AROUND  
COCKPIT EDGE




FORWARD FORMERS



AFT FORMERS

TYPICAL TAIL RIB



SOLID Balsa  
NOSE BLOCK

NOSE SIDES  
ARE 1/16  
SHEET  
Balsa

1 & 3/8  
BY 3/16  
WHEELS

FUSELAGE SIDE STRUCTURE SHOWN HATCHED  
LONGERONS AND UPRIGHTS 1/16 SQUARE  
EXCEPT AS SHOWN  
ALL STRUTS ARE 1/32 THICK MODEL  
RAILROAD BASSWOOD TAIL OUTLINES  
ARE LAMINATED FROM 3 PIECES OF 1/16  
BY .020 BASSWOOD STRIP

AVRO 534 C RACING BABY  
PEANUT SCALE

BY *Walt Mooney*

