

"Research becomes a game in itself, fascinating and enjoyable. You tend to forget the model."
Bill Winter

1/16" SQUARE LEADING EDGE

DIHEDRAL: 3/4" EACH TIP

(SCALE = 0° UPPER SIDE)

NUMBER "6"
ON UNDERSIDE
OF BOTH WINGS

R3

R2


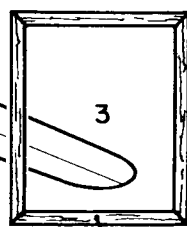


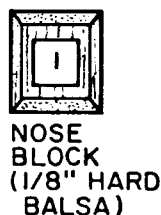
POWER: ONE LOOP OF 3/32" RUBBER.

ADD DOWNTHRUST AS DETERMINED BY FLIGHT-TESTING.

"I appreciate your efforts. You and Joan are pumping positive thoughts and feelings into the 'atmosphere'."

Dr. Will Nakashima, California

1/32" SHEET Balsa



SCALE STAB OUT

1/16" O.D. ALUMINUM TUBE BEARING

COCKPIT

1/16" SQUARE (TYPICAL)

1/16" DIAMETER HARDWOOD RUBBER PE

NOTE: DUMMY ENGINE IS OMITTED FROM TOP VIEW FOR CLARITY

IMPORTANT: BE SURE THAT THE WINGS AND STAB ARE FREE OF WARPS PRIOR TO FLYING MODEL.

NOTE: FOR AN C TOP, BOT FROM 1/3 FOR AN IN SHEET BA

HARD Balsa NOSE PLUG SHOULD BE SNUG FIT IN NOSE OPENING

A 4" DIAMETER KAYSON PLASTIC PROPELLER IS RECOMMENDED.

OPTIONAL CARVED Balsa "HERO PILOT"

CUT SLOT IN FUSELAGE SIDES TO RECEIVE WINGS

THRUST WASHERS

BALANCE POINT

OPTIONAL "PORTHOLES" WERE NOT ALWAYS EMPLOYED

AVRO

NOTE: GRAIN OF Balsa VERTICAL IN NOSE AREA TO ASSIST BENDING

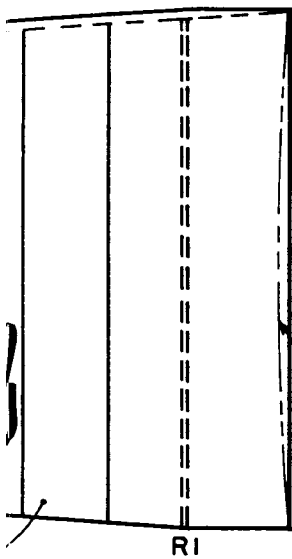
1/32" PLYWOOD LANDING GEAR LEGS

NOTE: "AVRO" AND PLUS FUSE "WINDOWS" COLORED T DOPED IN F

SLOT IN LANDING GEAR LEGS FOR AXLE TRAVEL

SCALE WHEEL LOCATION

3/4" DIAMETER WHEELS



WING ROOT MUST BE TRIMMED TO FIT AGAINST OPPOSITE WING ROOT BY CUT-AND-TRY METHOD. GLUE FIRMLY.



ALL WING RIBS ARE HARD 1/32" SHEET

THE AVRO 560 WAS CONSTRUCTED IN 1923, AND WAS PILOTED BY BERT HINKLER IN THE LIGHT AEROPLANE COMPETITION HELD AT LYPNE, ENGLAND. THE "6" ON THE RUDDER WAS ASSIGNED TO IT DURING THE MEET, WHERE THE AVRO WON THE ENDURANCE EVENT.

SPECIFICATIONS:

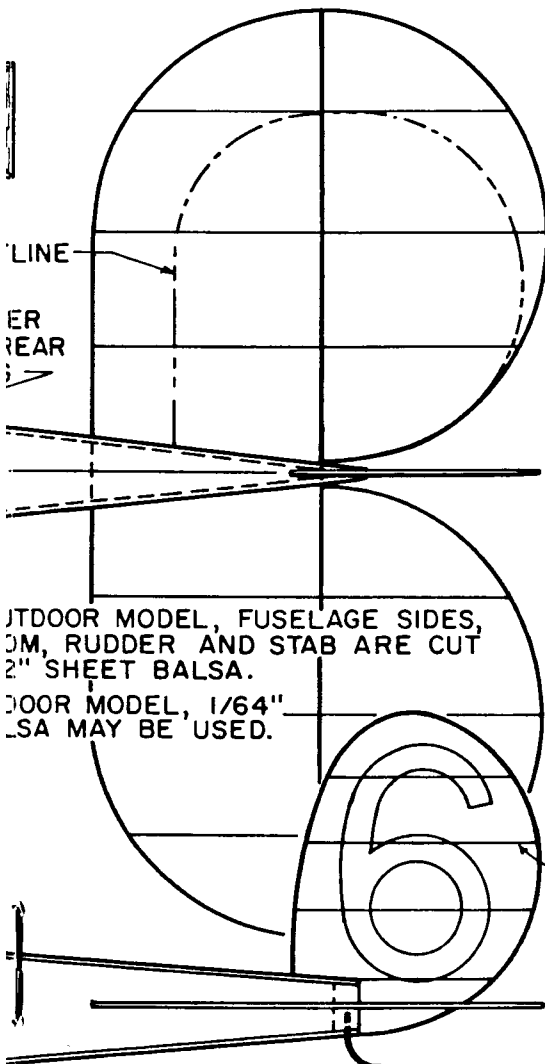
POWER: BLACKBURN TOMTIT 698 C.C. VEE-TYPE
 WING SPAN: 36 FEET
 WEIGHT (EMPTY): 285 POUNDS

REFERENCES:

FLIGHT MAGAZINE, OCTOBER 4, 1923
 THE CHALLENGING SKY (THE LIFE OF SIR ALLIOT VERDON-ROE) BY L.J. LUDOVICI 1956



COLOR SCHEME:
 ALL SILVER WITH
 BLACK MARKINGS



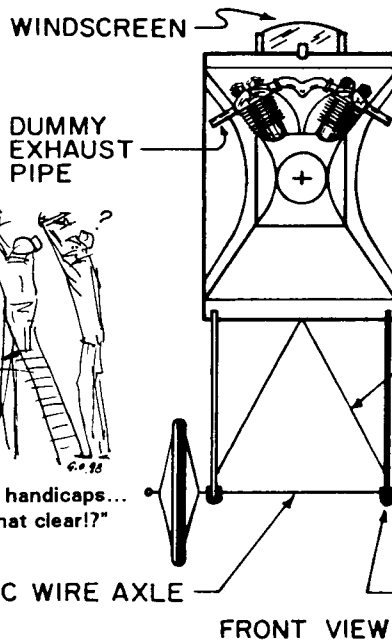
OUTDOOR MODEL, FUSELAGE SIDES, RUMPER, RUDDER AND STAB ARE CUT FROM 2" SHEET BALSAM.

INDOOR MODEL, 1/64" BALSAM MAY BE USED.

BAMBOO OR FINE MUSIC WIRE TAIL SKID

NUMBER "6"
 FUSELAGE SIDE
 MARKINGS ARE CUT FROM
 THIS ISSUE AND
 ATTACHED TO THE
 MODEL.

"There is always the possibility of failure in anything man-made..."
 Amelia Earhart (1897-1937?)



DUMMY ENGINE MAY BE CONSTRUCTED FROM SCRAP BALSAM, THREAD AND THIN CARDBOARD

THE AVRO 560 WAS LATER MODIFIED BY FITTING AN INVERTED BLACKBURN ENGINE AND DIFFERENT LANDING GEAR, FOR AIR MINISTRY TESTING.

FOR BEST RESULTS, KEEP IT ULTRALIGHT !

OPTIONAL "RIB LINES" MAY BE DRAWN ON WITH A BALL PEN OR A FINE-TIPPED MARKING PEN.

"PUT THE FUN BACK IN MODELING"

AVRO 560
 1923 ULTRALIGHT AEROPLANE
 SCALE: 1/2" = 1'
 DRAWN BY BILL HANNAN
 1967