

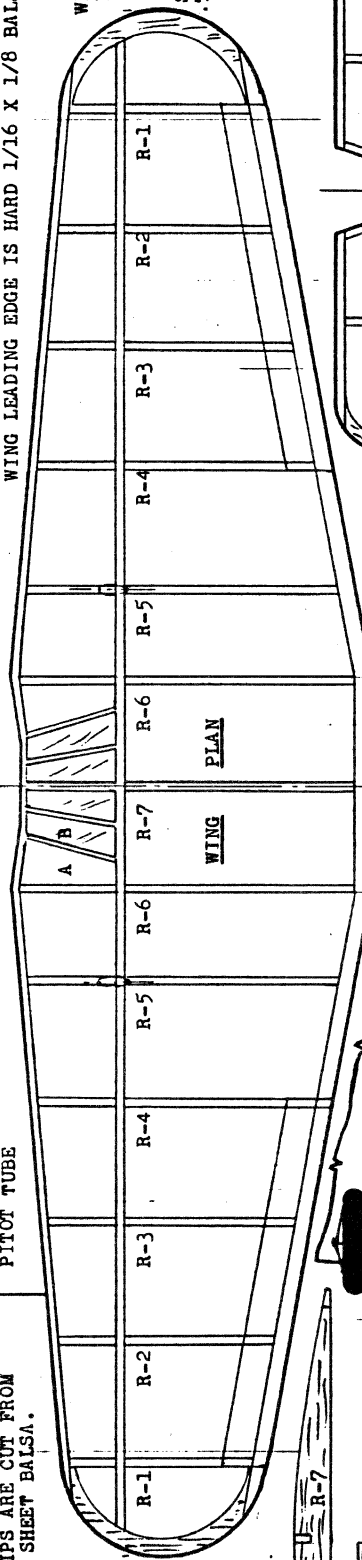
WING TIPS ARE CUT FROM 1/16TH SHEET BALSA.

PITOT TUBE

WING TIPS ARE CUT FROM 1/16TH SHEET BALSA.

WING SPAR IS 1/16TH BY 1/8TH TAPERED TO 1/16TH SQUARE AT THE WING TIP.

ALL WING RIBS ARE CUT FROM 1/16TH SHEET BALSA.



SUB - RIBS ARE CUT FROM 1/32ND SHEET BALSA.

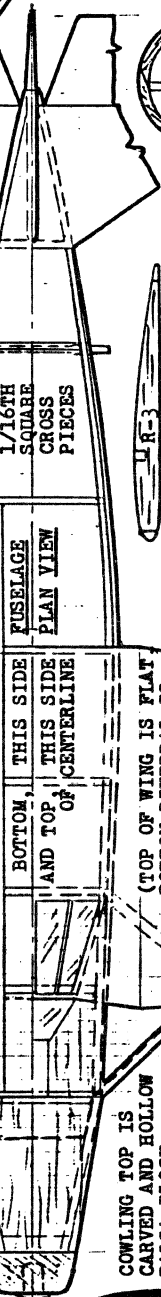


CARVED BALSA NOSE BLOCK

WING TRAILING EDGE IS 1/16 X 1/8TH.



1/16TH SQUARE CROSS PIECES



FUSELAGE PLAN VIEW

COWLING TOP IS CARVED AND HOLLOW BALSA BLOCK. WINDOWS, AND WING TOP SKYLIGHT ARE THIN TRANSPARENT PLASTIC SHEET.

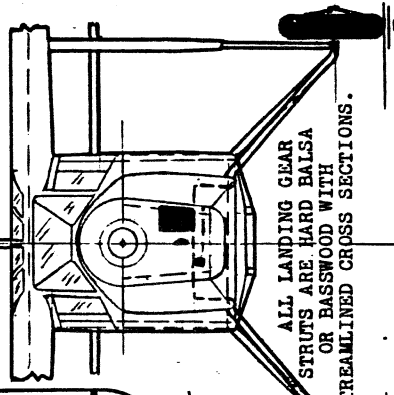
PITOT TUBE

HORIZONTAL TAIL

ALL STICKS ARE 1/16TH SQUARE TIPS ARE CUT FROM 1/16TH SHEET

VERTICAL TAIL

TIPS ARE CUT FROM 1/16TH SHEET

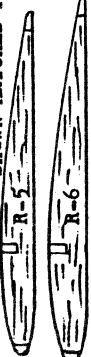


SHEETED COWL SIDES AND CARVED BALSA BOTTOM.

PLASTIC THRUST BUTTON AND PROPELLER.

NOTE LANDING GEAR WIRE IS ATTACHED INSIDE OF THE NOSE COWL SIDE SHEETING. 7/8" DIAMETER WHEELS.

FUSELAGE SIDE FRAMES ARE SHOWN HATCHED FOR CLARITY.



ALL LANDING GEAR STRUTS ARE HARD BALSA OR BASSWOOD WITH STREAMLINED CROSS SECTIONS.

COMTE AC-12 E

Walt Monney 11-25-86