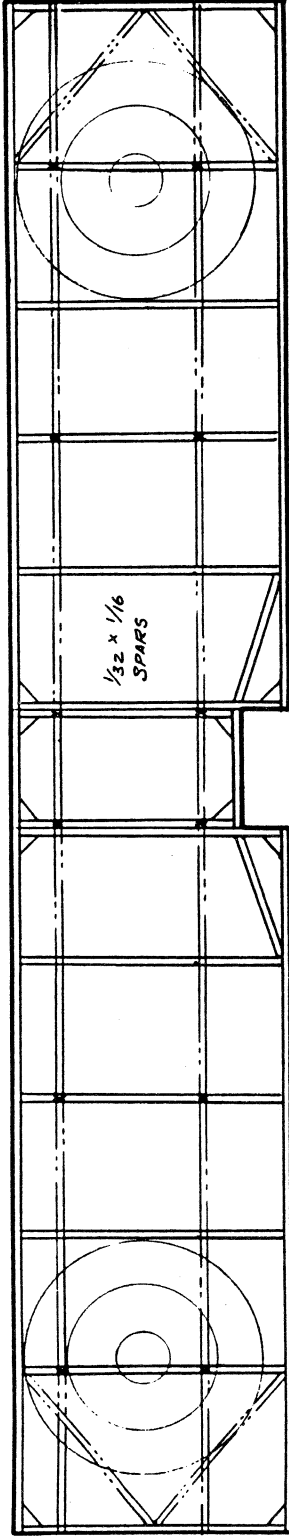


1/16 SQ. LEADING EDGES

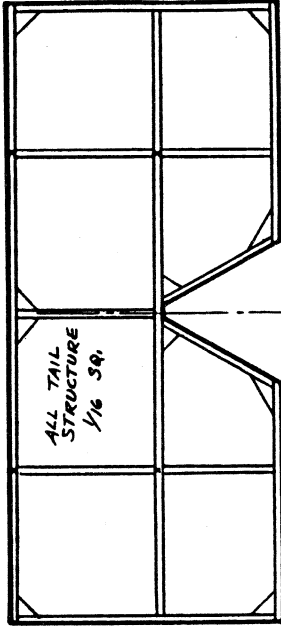


MAKE DUMMY ENGINE FROM SCRAP Balsa EXHAUSTS FROM 1/16 DIA. ALUMINUM TUBE

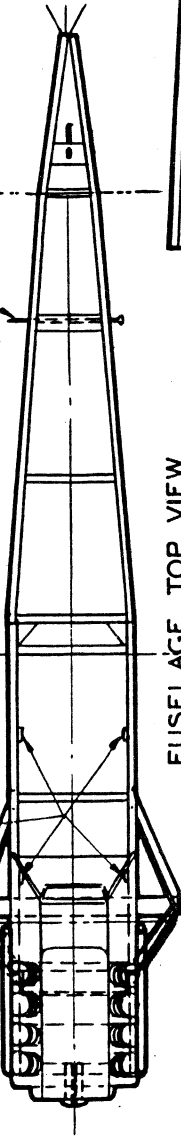
1/16 SQUARE TRAILING EDGES  
CABANE STRUTS INSIDE OF AND DOWN TO BOTTOM LONGERONS

WING

ALL TRIANGULAR GUSSETS ARE CUT FROM 1/16 TH SHEET  
USE PIN OR DOWEL FOR REAR MOTOR PEG



HORIZONTAL TAIL



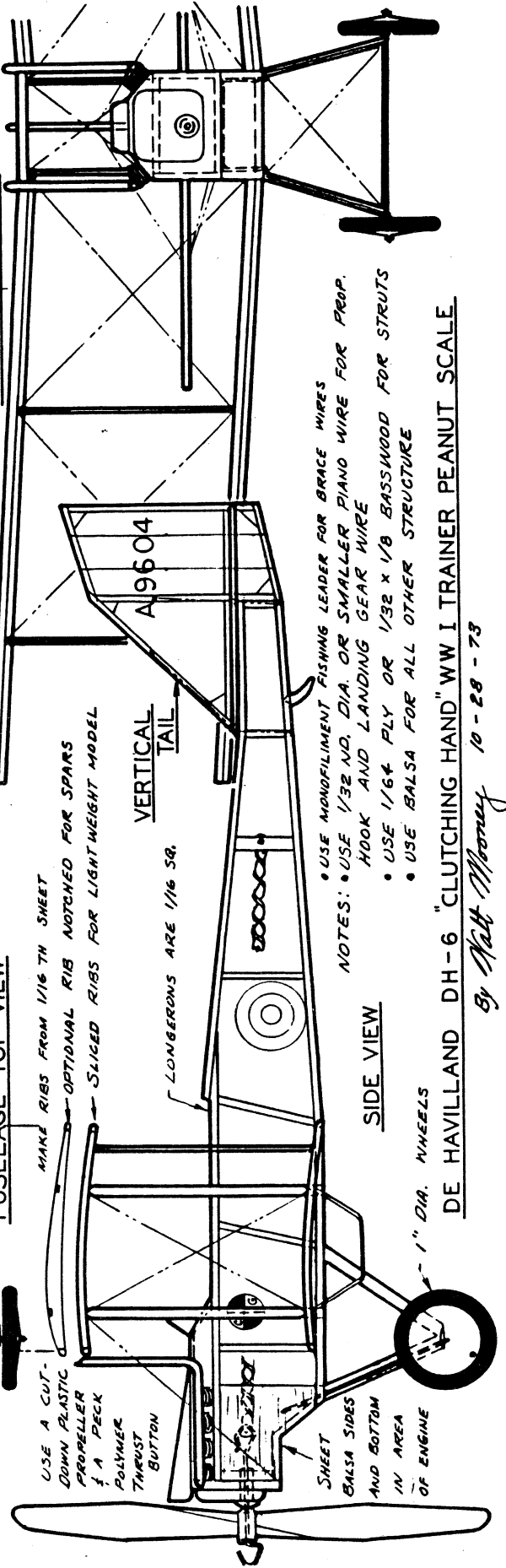
FUSELAGE TOP VIEW

USE A CUT-DOWN PLASTIC PROPELLER & A PECK POLYMER THRUST BUTTON

MAKE RIBS FROM 1/16 TH SHEET  
OPTIONAL RIB NOTCHED FOR SPARS  
SLICED RIBS FOR LIGHT WEIGHT MODEL

VERTICAL TAIL

LONGERONS ARE 1/16 SQ.



SIDE VIEW

- USE MONOFILAMENT FISHING LEADER FOR BRACE WIRES
- USE 1/32 NO. DIA. OR SMALLER PIANO WIRE FOR PROP. HOOK AND LANDING GEAR WIRE
- USE 1/64 PLY OR 1/32 x 1/8 BASSWOOD FOR STRUTS
- USE Balsa FOR ALL OTHER STRUCTURE

1" DIA. WHEELS

DE HAVILLAND DH-6 "CLUTCHING HAND" WW I TRAINER PEANUT SCALE

By *Nalt Mooney* 10-28-73

THERE IS A GOOD COLOR TWO VIEW IN K. MUNSON'S "FIGHTERS 1914-19 ON PAGE 29 SPARS AND TIP BRACES ARE OPTIONAL FOR A DOPED, DOUBLE COVERED STRUCTURE