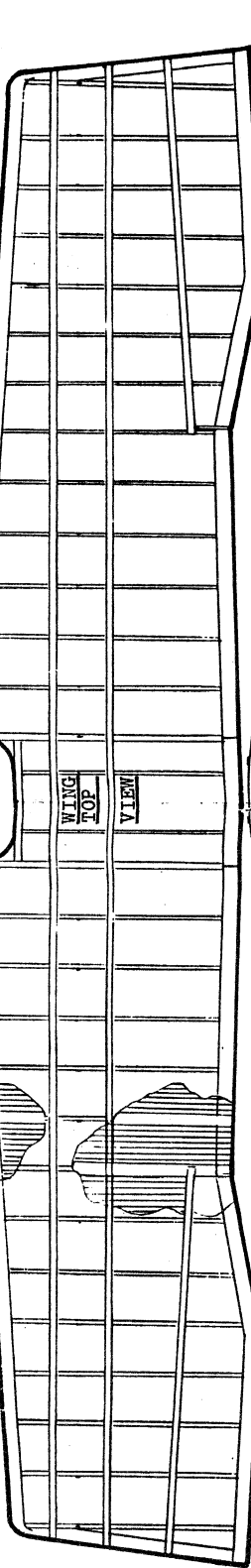


WING NOTE THE TYPICAL CORRUGATION PATTERN.  
LEADING EDGE IS SMOOTH

COCKPIT  
CUTOUT

LEADING EDGE STOCK IS LIGHT WEIGHT 1/8 BY 1/4 BALSA  
TIPS ARE 1/16 BY 1/8



ALL SPARS ARE .012 BY 1/16 BASSWOOD  
ALL RIBS EXCEPT ROOT RIBS ARE 1/32 SHEET

FOSE BLOCK IS SOLID  
BALSA, HOLLOWED  
TO DOTTED LINE

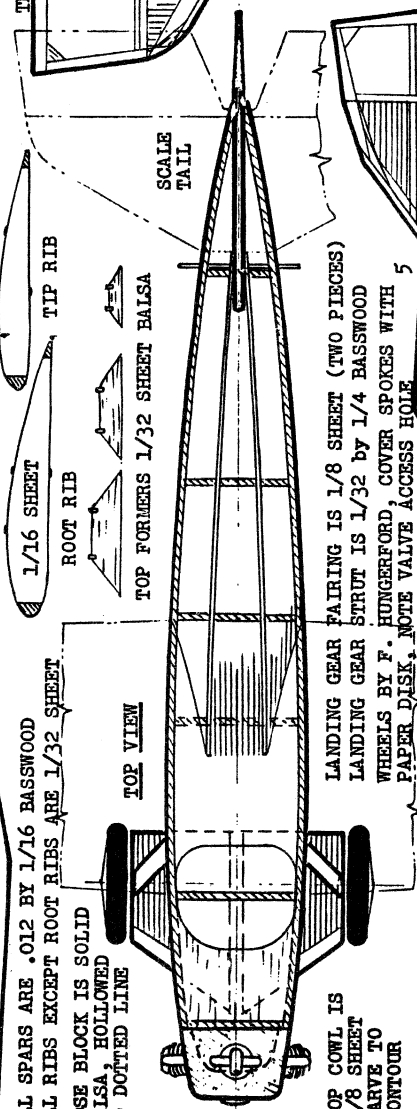
1/16 SHEET

ROOT RIB

TIP RIB

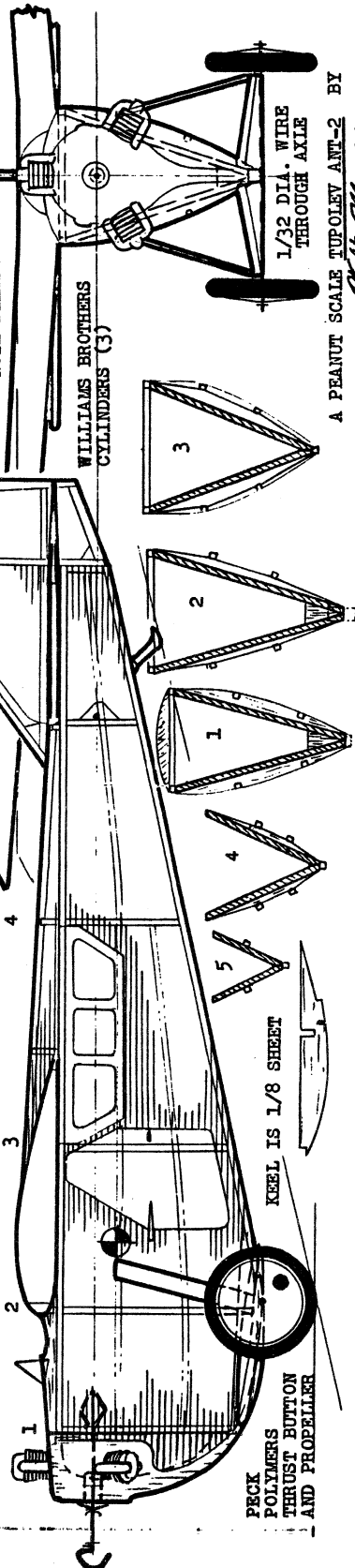
TOP FORMERS 1/32 SHEET BALSA

TOP VIEW



TOP COWL IS  
1/8 SHEET  
CARVE TO  
CONTOUR

LANDING GEAR FAIRING IS 1/8 SHEET (TWO PIECES)  
LANDING GEAR STRUT IS 1/32 BY 1/4 BASSWOOD  
WHEELS BY F. HUNGERFORD, COVER SPOKES WITH  
PAPER DISK. NOTE VALVE ACCESS HOLE



PECK  
POLYMERS  
THRUST BUTTON  
AND PROPELLER

KEEL IS 1/8 SHEET

1/32 DIA. WIRE  
THROUGH AXLE

WILLIAMS BROTHERS  
CYLINDERS (3)

THE ANT-2 WAS BUILT USING CORRUGATED METAL  
STRUCTURE. LEADING EDGES DOOR, AND  
WINDOW FRAMES WERE SMOOTH METAL. ALL  
MOVABLE SURFACES WERE  
PROBABLY FABRIC COVERED.  
NOTE DIHEDRAL

A PEANUT SCALE TUPOLEV ANT-2 BY  
*Stolt Marney*