
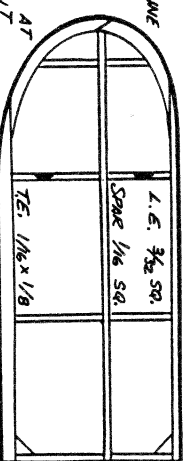
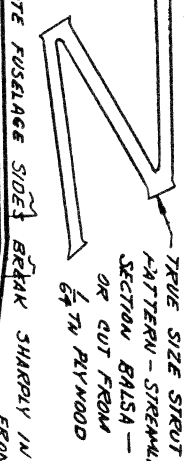


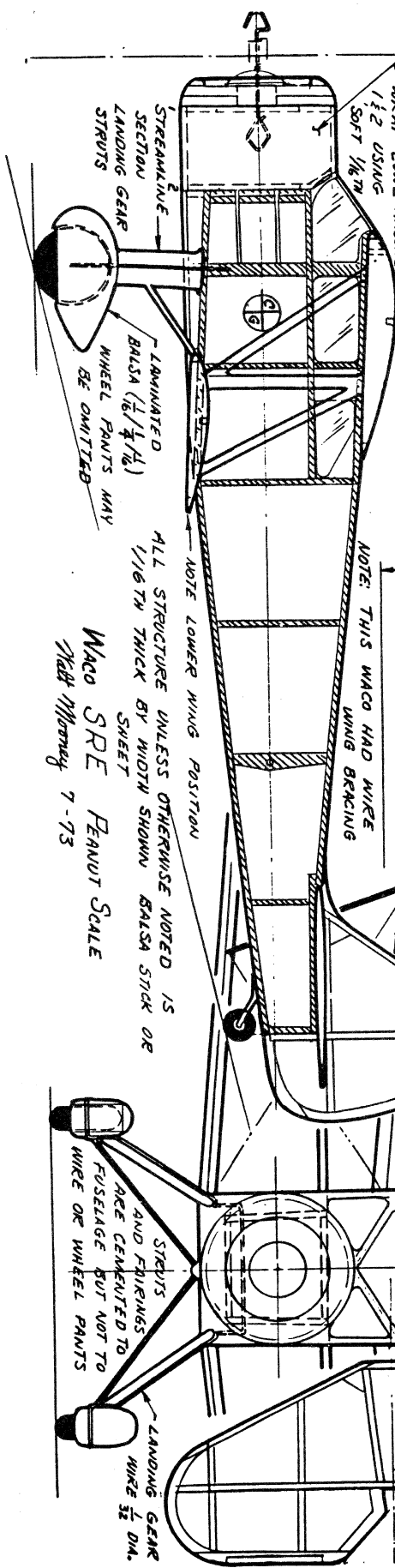
ALL SURFACE
TIPS ARE
CUT FROM
1/16 TH SHEET
GRAIN GOES
ALONG THE
LENGTH OF
EACH PIECE.
RIBS CAN BE
EITHER 1/16 TH OR
1/32 ND SHEET Balsa

WAKE COWL -
1/8 SHEET Balsa
WRAPPED AROUND
FORNERS 1 1/2
WITH (3) LAMINATIONS
ON 3/8 ND Balsa
FOR ROUNDED FRONT
END OF COWL



USE A PLASTIC PROPELLER
CUT DOWN "SLEEK STREAK" OR YOUR CHOICE
1 1/2 USING
WIRE COWL AROUND
SOFT 1/8 TH

DIEDRAL FOR TOP WING
NOTE: THIS WAGO HAD WIRE
WING BRACING



NOTE LOWER WING POSITION
ALL STRUCTURE UNLESS OTHERWISE NOTED IS
1/16 TH THICK BY WIDTH SHOWN Balsa STICK OR
SHEET

WAGO SRE PEANUT SCALE
Kraig Moberg 7-73

STRUTS
AND FIRTINGS
ARE CEMENTED TO
FUSelage BUT NOT TO
WIRE OR WHEEL PANTS

LANDING GEAR
WIRE 1/32
DIA.

LAMINATED
Balsa (1/8 / 1/4 / 1/8)
WHEEL PANTS MAY
BE OMITTED

STREAMLINE
SECTION
LANDING GEAR
STRUTS